

Please complete and return sheet to enquiries@bluestonewindows.com

Note : Verbal confirmations or instructions will not be taken

Company Name : \_\_\_\_\_

Contact Name : \_\_\_\_\_ Contact Telephone : \_\_\_\_\_

Email : \_\_\_\_\_

Date : \_\_\_\_\_

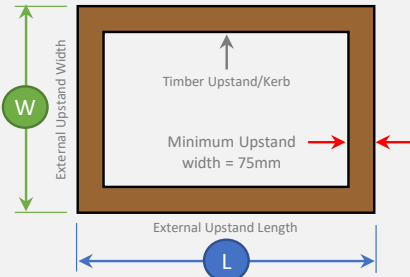
Job Reference : \_\_\_\_\_

Installation Postcode : \_\_\_\_\_ Preferred Delivery Date : \_\_\_\_\_

Instructions : \_\_\_\_\_

W : \_\_\_\_\_ (mm)

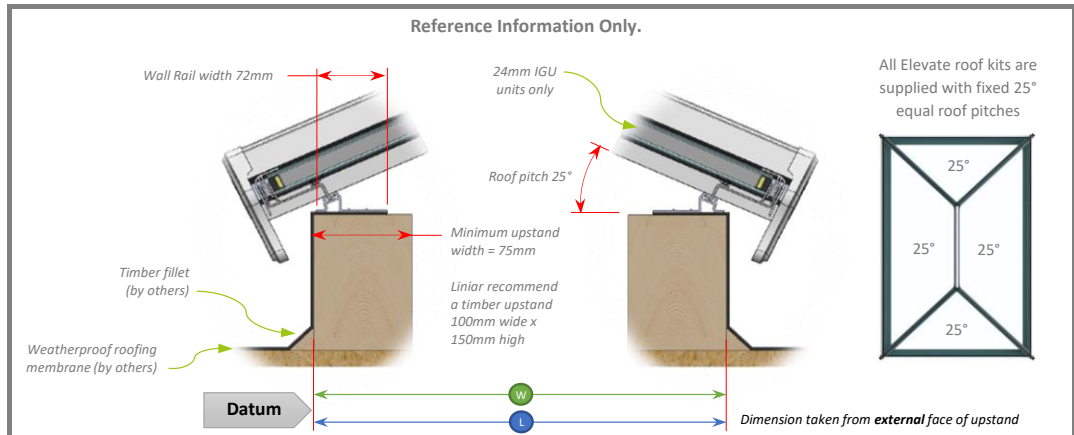
L : \_\_\_\_\_ (mm)



Elevate Min & Max Sizes	Min	Max
External Upstand Length (mm) :	1050	5400
External Upstand Width (mm) :	750	2400




Elevate <sup>2</sup> Min & Max Sizes	Min	Max
External Upstand Length & Width (mm) :	600	2100

Tick Box of Required Roof Colour	External Colour								
	White (substrate)	Golden Oak	Rosewood	Chartwell Green	Black	7016 Grey	Irish Oak	White	Cream
All Colours Foiled Finish UOS									
Internal Colour	White (substrate) :								
	Golden Oak :								
	Rosewood :								
	7016 Grey :								



Roof kit designs will be supplied on the design configurations below. All roofs will feature no vents UOS. \*This section is not relevant for Elevate<sup>2</sup> square lantern roof kits\*

Key :

	Blue shaded colour = 4-16-4mm glass (20kg/m <sup>2</sup> )
	Green shaded colour = 6-14-4mm glass (25kg/m <sup>2</sup> )
	Value = Number of Transoms (0-3)

External Upstand Length (mm)	External Upstand Width (mm)						
	up to 600	up to 900	up to 1200	up to 1500	up to 1800	up to 2100	up to 2400
up to 900	0	n/a	n/a	n/a	n/a	n/a	n/a
up to 1200	0	0	n/a	n/a	n/a	n/a	n/a
up to 1500	0	0	0	n/a	n/a	n/a	n/a
up to 1800	0	0	0	0	n/a	n/a	n/a
up to 2100	0	0	0	0	1	n/a	n/a
up to 2400	0	0	0	0	1	1	n/a
up to 2700	1	1	1	1	1	1	1
up to 3000	1	1	1	1	1	1	1
up to 3300	1	1	1	1	2	2	2
up to 3600	1	1	1	1	2	2	2
up to 3900	1	1	1	1	2	2	2
up to 4200	1	1	1	1	2	2	2
up to 4500	1	1	1	2	2	3	3
up to 4800	1	1	1	2	2	3	3
up to 5100	2	2	2	2	3	3	3
up to 5400	2	2	2	3	3	3	3

Roof vent feasibility is subject to the proposed roof width and transom centres.

Foiled vent options are no longer available. Coloured vents are supplied in a sprayed finish.

0 Transoms



No Roof Vent Options Available

1 Transom



No Roof Vent Options Available


2 Transoms



Include 1 Roof Vent:

Include 2 Roof Vents:

3 Transoms



Include 2 Roof Vents:

Include 4 Roof Vents:

Roof Glazing

Is Glazing Required ?

Yes :  No :

Tick glazing colour if required

1.2 U-value :  Blue  Clear  Neutral  Bronze  Aqua  Sunshade Blue

1.0 U-value \* :  Blue  Clear  Neutral  Bronze  Aqua  Sunshade Blue

Additional Comments :

\_\_\_\_\_

All Elevate glazed roof kit widths up to 2100mm will be supplied in 4-16-4mm glazing (@ 20kg/m<sup>2</sup>), further kit widths up to 2400mm will be supplied in 6-14-4mm (@ 25kg/m<sup>2</sup>, also add 0.1 to the U-value). Any Elevate unglazed kit roofs must adhere to these glazing rules.

Roof Vent Accessories :

Brass effect (Gold) 1m pole :

Chrome 1m pole :

Electric Motor :

Rocker Switch (single) :

Rain check :

Full Climate Control :